



School Results and Plan of Action

GOAL #1: EVERY STUDENT IS SUCCESSFUL

GOAL #2: QUALITY TEACHING AND SCHOOL LEADERSHIP

GOAL #3: EFFECTIVE GOVERNANCE

DIVISION PRIORITIES:

1. FVSD will foster connectivity and well-being amongst community, students, parents and staff
2. All students will improve literacy skills
3. All students will improve numeracy skills

SCHOOL GOALS

School Goal 1: Students will be engaged with diverse programming to complete High School.

Target and Measurement Tools:

- Students who are enrolled will continue with programming
- Students who are enrolled in High School will earn their diploma/certificate
- Students who are enrolled in courses will complete them for credit
- Student and parent satisfaction with programs and support will be high
- Enrollment will grow in the synchronous Grades 1-9 program to create sustainability in the model
- Teachers will use Brightspace to engage students

Results:

- The majority of students moving from grade 8 online – grade 9 remained with the program as well as our students moving from grade 9 online to grade 10.
- Less than 20% of students enrolled in grade 12 for the 2022/2023 school year were successful in meeting their diploma or certificate requirements. Students are finishing those requirements in the 2023/2024 school and the majority are on track to graduate.

Percentage of teachers, parents and students satisfied with the overall quality of basic education.

	Pathways School										Measure Evaluation			
	2019		2020		2021		2022		2023		Achievement	Improvement	Overall	
	N	%	N	%	N	%	N	%	N	%				
Overall	n/a	n/a	n/a	n/a	n/a	n/a	n/a	n/a	n/a	35	87.4	High	n/a	n/a
Parent	n/a	n/a	n/a	n/a	n/a	n/a	n/a	n/a	n/a	2	*	*	*	*
Student	n/a	n/a	n/a	n/a	n/a	n/a	n/a	n/a	n/a	25	81.5	Very Low	n/a	n/a
Teacher	n/a	n/a	n/a	n/a	n/a	n/a	n/a	n/a	n/a	10	93.3	Intermediate	n/a	n/a

Percentage of teacher and parent satisfaction that students demonstrate the knowledge, skills and attitudes necessary for lifelong learning.

	Pathways School										Measure Evaluation			Alberta									
	2019		2020		2021		2022		2023		Achievement	Improvement	Overall	2019		2020		2021		2022		2023	
	N	%	N	%	N	%	N	%	N	%				N	%	N	%	N	%	N	%	N	%
Overall	n/a	n/a	n/a	n/a	n/a	n/a	n/a	n/a	10	95.0	Very High	n/a	n/a	66,943	71.4	69,182	72.6	59,478	82.1	60,822	81.0	62,032	80.4
Parent	n/a	n/a	n/a	n/a	n/a	n/a	n/a	n/a	2	*	*	*	*	33,876	64.0	35,454	64.6	29,693	75.3	30,314	74.6	30,381	73.4
Teacher	n/a	n/a	n/a	n/a	n/a	n/a	n/a	n/a	10	95.0	Very High	n/a	n/a	33,067	78.8	33,728	80.6	29,785	88.9	30,508	87.4	31,651	87.3

- The grade 1-6 program was not sustainable and ended in June 2023.
- All staff can successfully deliver and teach content through Brightspace and have been able to support new staff and staff in partner schools.

Plan moving forward:

- More rigorous guidelines around who is eligible to graduate each year have been implemented in September 2023.
- An onsite academic counsellor has been added to the La Crete for the 23/24 school year location allowing for more opportunities to meet with the students and families about their goals and how we can support them.
- The grade 7-9 Junior High Program remains under review.
- Student users and availability of courses within the platform will continue to increase in the 23/24 school year.
- Moving into the collegiate buildings in both La Crete and High Level will allow us to further grow our opportunities for students.
- Continue to meet with sending schools around how to support dual students.
- Continue to build our website to promote programming.
- Move towards paperless courses.

School Goal 2: All students will be supported with and have opportunities to foster their sense of well-being and connectivity to school and community.

Target and Measurement Tools:

- The Accountability Pillar
- Parent and Student Satisfaction Survey (Pathways)
- FVSD Connectivity Survey
- Anecdotal notes, conversations and observations
- Documentation from CTMs and SSMS

Results:

Percentage of teachers, parents and students who are satisfied that students model the characteristics of active citizenship.

	Pathways School										Measure Evaluation		
	2019		2020		2021		2022		2023		Achievement	Improvement	Overall
	N	%	N	%	N	%	N	%	N	%			
Overall	n/a	n/a	n/a	n/a	n/a	n/a	n/a	n/a	35	92.8	Very High	n/a	n/a
Parent	n/a	n/a	n/a	n/a	n/a	n/a	n/a	n/a	2	*	*	*	*
Student	n/a	n/a	n/a	n/a	n/a	n/a	n/a	n/a	25	85.5	Very High	n/a	n/a
Teacher	n/a	n/a	n/a	n/a	n/a	n/a	n/a	n/a	10	100.0	Very High	n/a	n/a

Plan moving forward:

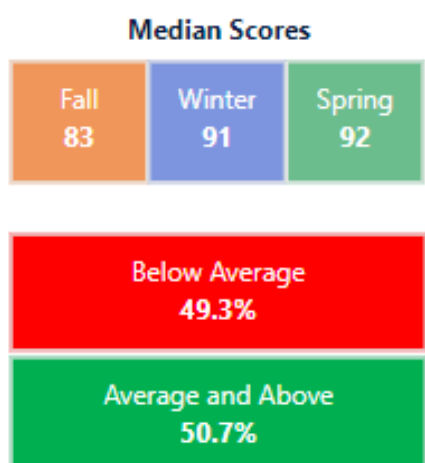

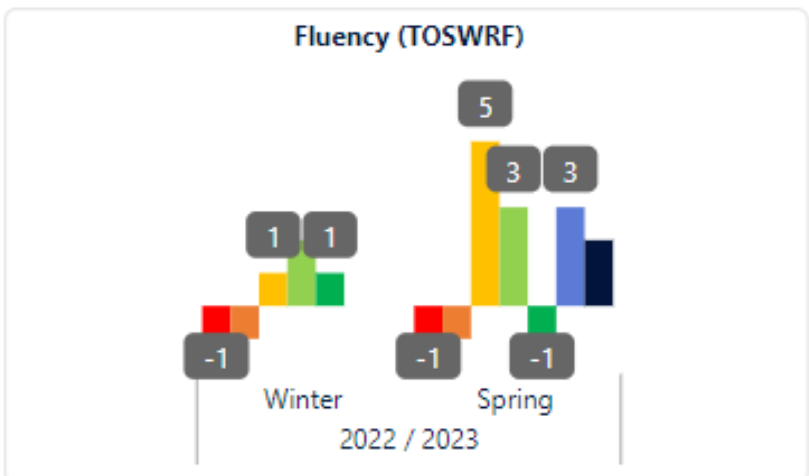
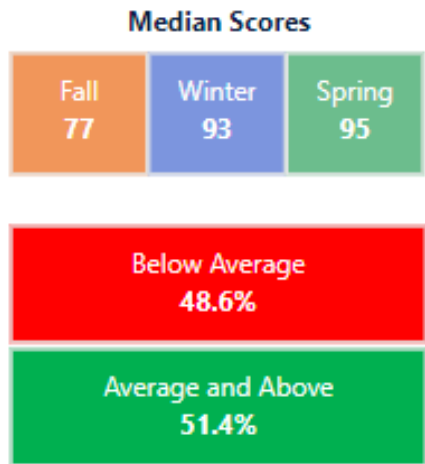
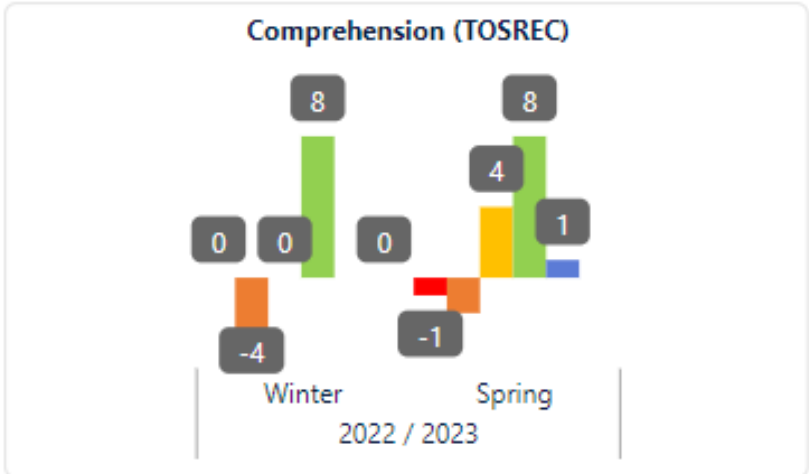
- Areas that we need to continue to improve and grow:
 - Cultural Activities that are also attached to credits, including land-based learning
 - Student recognition – what are our students comfortable with?
 - Engaging students in new opportunities outside of academics with zSpace and heavy equipment simulators.

School Goal 3:

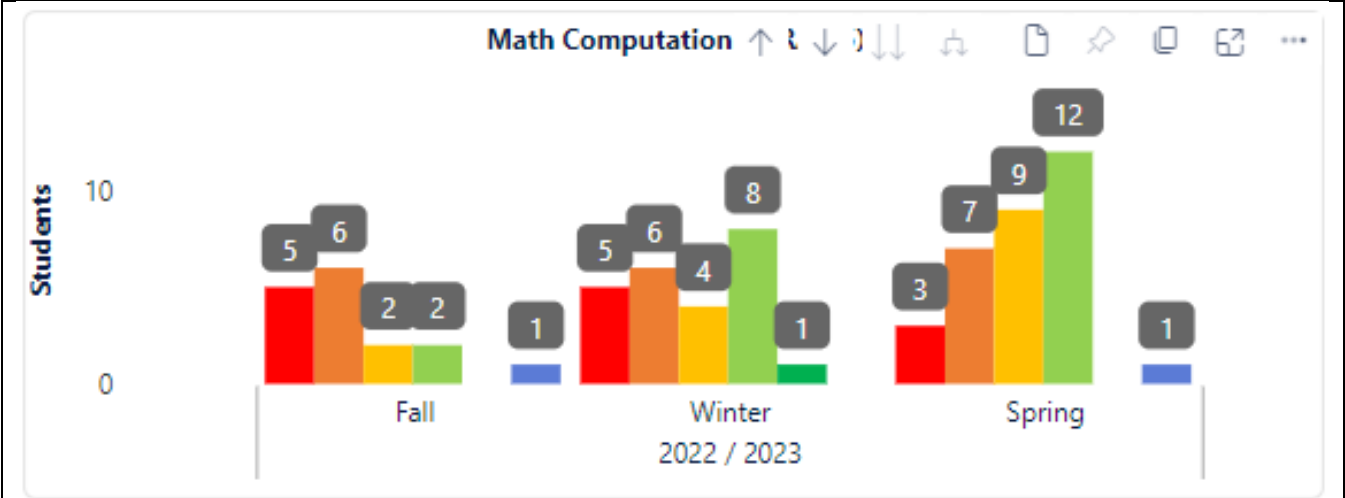
Target and Measurement Tools:

- Individual improvement in literacy scores from the 3 T assessments or alternate literacy assessments (when 3Ts cannot be administered or would not be an appropriate measure).
- Individual improvement in numeracy scores on the WRAT-5 assessment

Results:



- The number of students enrolled in Pathways can often fluctuate therefore the base of students changed from fall to spring. However, the standard scores for each category increased.



- The number of students enrolled in Pathways can often fluctuate therefore the base of students changed from fall to spring. However, it shows that there is a significant increase in students working at grade level and a decrease in students struggling.

Plan moving forward:

- In High School we implemented Writing 15 and Math 15 to support students for the rigor high school core subjects.